

STOCKS & SECURITIES

Aditya Birla Money Ltd.



ADITYA BIRLA CAPITAL

PROTECTING INVESTING FINANCING ADVISING

ABM Core & Satellite Portfolio – March 2018

Portfolio Philosophy & Objective

ABM Core & Satellite portfolio follows a dual approach to portfolio management, i.e. CORE & SATELLITE. The Core portfolio aims to benefit from secular earnings growth story, and satellite portfolio aims to benefit from irrational (but transient) market behaviour & special situations driven opportunities.

Risk & Return Metrics

Performance (%)	1M	3M	6M	12M	ITD
ABM C&S	-2.9%	-10.0%	1.3%	22.8%	17.8%
CNX 100	-3.5%	-4.6%	3.3%	10.7%	6.7%

*ITD Returns Are CAGR Returns

Risk Metrics (TTM)	ABM C&S	CNX100
Returns	22.8%	10.7%
Sharpe's Ratio	2.04	0.36
Treynor's Ratio	0.17	0.04
Upside/Downside Capture Ratio	10.7	4.8

**ITD is Inception Till Date, where Inception Date is 20/04/2015

***TTM is Trailing Twelve Months

Portfolio Characteristics

L-Cap	55.1%
M-Cap	44.9%
Portfolio 2Y ROE (Avg)	18.3%
Portfolio 2YF EPS CAGR	30.8%
Portfolio (2YF) P/E	21.8
Portfolio 2YF PEG Ratio	0.71

Aditya Birla Money Ltd.

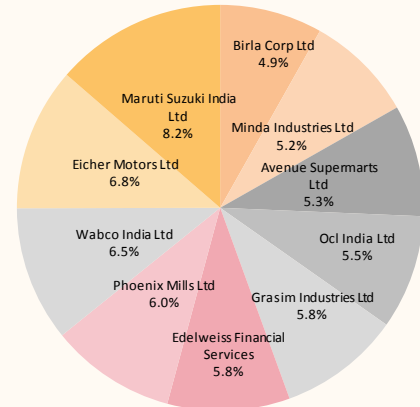
10th Floor, R-Tech Park, Nirlon Knowledge Park, Off W.E. Highway, Goregaon, Mumbai – 400 063

+91 22 6225 7600

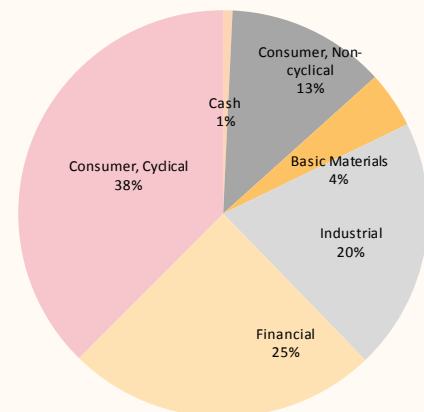
care.stocksandsecurities@adityabirlacapital.com | www.stocksandsecurities.adityabirla.com

Portfolio Overview

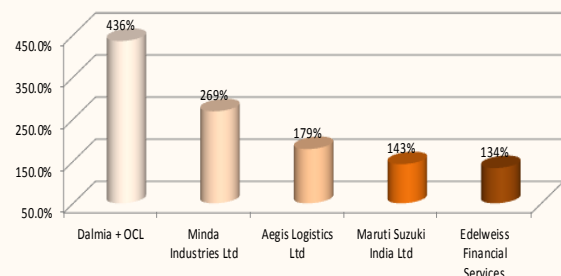
Top 10 Holdings



Top 5 Sectors



Our Portfolio Winners (Since Inception)



Registered Office:

Indian Rayon Compound, Veraval, Gujarat – 362 266

CIN: L65993GJ1995PLC064810

STOCKS & SECURITIES

Aditya Birla Money Ltd.



ADITYA BIRLA CAPITAL

PROTECTING INVESTING FINANCING ADVISING

ABM Core & Satellite Portfolio – March 2018

World Market Overview

Global Equity Indices	% Chg 1M	Global Bond Yields	Bps Chg 1M	Global Currencies (Vs \$)	% Chg 1M
DAX	-2.73%	China 10 Year	-9.40	Dollar Index	-0.71%
FTSE	-2.42%	German 10 Year	-15.90	Euro	1.07%
Nifty	-3.61%	India 10 Year	-32.70	GBP	1.85%
Nikkei	-2.78%	Japan 10 Year	-0.40	INR	0.00%
S&P 500	-2.69%	UK 10 Year	-15.10	Yen	-0.37%
Shanghai Composite	-2.78%	US 10 Year	-12.17	Yuan	0.88%

Indian Indices	% Chg 1M	Global Commodities	% Chg 1M	Macro Indicators	Latest
Nifty	-3.61%	Brent Crude	6.83%	CPI	4.44%
Nifty Mid-Cap	-4.62%	Gold	0.54%	IIP	7.50%
Nifty Small-Cap	-6.76%	Silver	-0.29%	WPI	2.48%

Disclaimer:

This document is not for public distribution and is meant solely for the personal information of the authorised recipient. No part of the information must be altered, transmitted, copied, distributed or reproduced in any form to any other person. Persons into whose possession this document may come are required to observe these restrictions. This document is for general information purposes only and does not constitute an investment advice or an offer to sell or solicitation of an offer to buy / sell any security and is not intended for distribution in countries where distribution of such material is subject to any licensing, registration or other legal requirements.

The information, opinion, views contained in this document are as per prevailing conditions and are of the date appearing on this material only and are subject to change. No reliance may be placed for any purpose whatsoever on the information contained in this document or on its completeness. Neither Aditya Birla Money Limited (ABML), its group companies, its directors, associates, employees nor any person connected with it accepts any liability or loss arising from the use of this document. The views and opinions expressed herein by the author in the document are his own and do not reflect the views of Aditya Birla Money Limited or any of its associate or group companies. The information set out herein may be subject to updation, completion, revision, verification and amendment and such information may change materially. Past performance is no guarantee and does not indicate or guide to future performance.

Nothing in this document is intended to constitute legal, tax or investment advice, or an opinion regarding the appropriateness of any investment, or a solicitation of any type. The contents in this document are intended for general information purposes only. This document or information mentioned therefore should not form the basis of and should not be relied upon in connection with making any investment. The investment may not be suited to all the categories of investors. The recipients should therefore obtain their own professional, legal, tax and financial advice and assessment of their risk profile and financial condition before considering any decision.

Aditya Birla Money Limited, its associate and group companies, its directors, associates, employees from time to time may have various interests/ positions in any of the securities of the Company(ies) mentioned therein or be engaged in any other transactions involving such securities or otherwise in other securities of the companies / organization mentioned in the document or may have other interest with respect to any recommendation and / related information and opinions. The company follows Employee Trading Policy which regulates the trading activities of the research analysts. The compensation of the research analysts is governed as per the Board approved "Research Analyst" Policy.

Aditya Birla Money Limited is acting as a Research Analyst and is registered under SEBI (Research Analyst) Regulations, 2014. SEBI Registration No. INH000002145

Aditya Birla Money Ltd.

10th Floor, R-Tech Park, Nirlon Knowledge Park, Off W.E. Highway,
Goregaon, Mumbai – 400 063

+91 22 6225 7600

care.stocksandsecurities@adityabirlacapital.com | www.stocksandsecurities.adityabirla.com

Registered Office:

Indian Rayon Compound, Veraval,
Gujarat – 362 266

CIN: L65993GJ1995PLC064810